
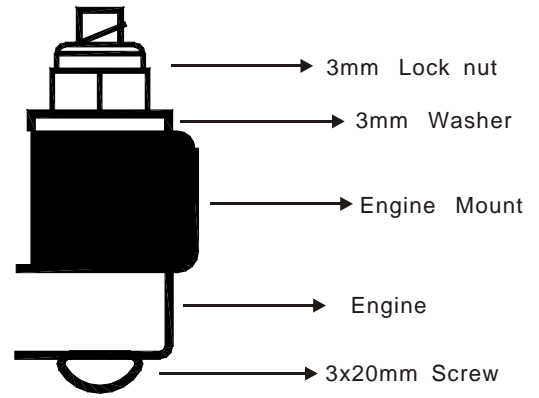


## 6 Engine Mount



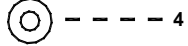
Drill holes with the specified diameter (here:3.2mm)



3X20 Screw




3mm Washer



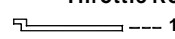
3mm Lock Nut



3.5x200mm PVC Rod

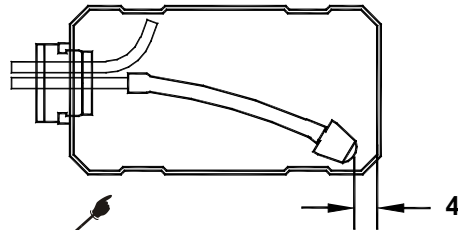



1.4X290mm Throttle Rod



## 7 Fuel tank

3X20 Screw



After confirming the position(see front of fuel tank). Insert and tighten the screw.

