

# BEFORE YOU BEGIN



Apply epoxy glue.



Drill holes with the specified diameter (here: 2mm)



Must be purchased separately!



Apply instant glue (CA glue, super glue).



Ensure smooth non-binding movement while assembling.



Cut off excess.



Assemble left and right sides the same way.



Cut off shaded portion.

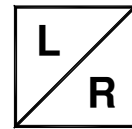



Pay close attention here!

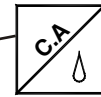
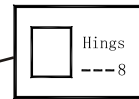


Warning!

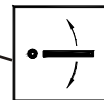
## 1 Main Wing



Assemble left and right sides the same way.

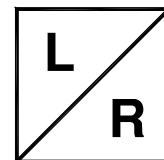



Apply instant glue (CA glue, super glue).

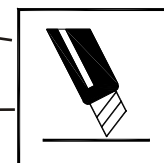


Ensure smooth non-binding movement while assembling.

## 2 Main Wing



Assemble left and right sides the same way.



Cut away covering film.